

Member Guide

Individuals & Families

Download our Easy Claim mobile app
for quicker claims reimbursement!



[april-international.com](https://www.april-international.com)

 **april**
International
INSURANCE MADE EASY



WELCOME TO APRIL INTERNATIONAL!

Thank you for choosing us to protect you and your loved ones. Throughout the duration of your plan, wherever you are, we'll be there for you to make sure you can make the best of your international health insurance.

This guide contains all the practical and useful information you will need for a full understanding of your plan and its services. **Please read your Benefits Schedule and Terms and Conditions carefully.**

1. HOW TO USE YOUR PLAN?

- A > Benefits
- B > APRIL contacts
- C > Member Pack
- D > Member Portal
- E > The Easy Claim app and its functions

2. HOW TO CLAIM YOUR OUTPATIENT EXPENSES?

- A > Your Direct Billing Services
 - What is Direct Billing and how do I use it?
 - General Network and Panel Network: what is the difference?
 - Where can I find my Direct Billing list?
 - What is *not* eligible for Direct Billing?
- B > How to submit your claims for medical expenses
 - By Easy Claim
- C > List of documents required
- D > Reimbursement process

3. WHAT TO DO IN CASE OF HOSPITALISATION OR MEDICAL EMERGENCY?

- A > Non-emergency hospitalisations
- B > Urgent hospitalisations
- C > Specified Inpatient Providers
- D > Your medical assistance services

4. ABOUT YOUR POLICY

- A > I have co-insurance – how does it work?
- B > I have a deductible – how does it work?
- C > Waiting Periods
- D > General Exclusions
- E > Treatments requiring prior agreement
- F > Treatments requiring a referral letter

5. PREMIUM PAYMENT AND POLICY UPDATE

- A > How to pay your premiums?
- B > How to make changes to your plan?
- C > What happens if I leave the country?

1. How to use your plan?



A > BENEFITS

« What benefits does my plan provide? »

YOUR COVER



Inpatient Benefits



Outpatient Benefits



Maternity Benefits



Dental & Optical Benefits

CORE
(Outpatient only)

ESSENTIAL

EXTENSIVE

ELITE

20% of actual costs or NIL

Nil

฿ 16,375

฿ 32,750

฿ 81,875

฿ 163,750

฿ 327,500

Worldwide / Worldwide Excluding USA / Europe and ASEAN Excluding Singapore

SEVERAL

TO CHOOSE FROM

4

LEVELS OF COVER

1

CO-INSURANCE
OPTION

6

LEVELS OF
DEDUCTIBLES

3

AREAS OF COVER

Your insurance plan is composed of different modules that you carefully selected when you applied for your policy. To find out more about what your specific policy covers and what your benefit limits are, please refer to your **Benefits Schedule** which is available on your Member Portal.

MEDICAL AND EMERGENCY ASSISTANCE
Included in all plans

B > APRIL CONTACTS

● CUSTOMER SERVICE



APRIL ASSISTANCE (THAILAND) CO LTD.

518/3 Maneeya Center North, 10th Floor
Ploenchit Road, Lumpini, Patumwan
Bangkok 10330



(+66) 2022 9199

9 am to 6 pm (UTC+7)



GENERAL ENQUIRIES

contact.th@april.com

CLAIMS SUBMISSION

Available on Easy Claim

TREATMENT PRE-APPROVAL REQUESTS

provider.asia@april.com

● MEDICAL ASSISTANCE & EMERGENCY CASES 24/7 PLATFORMS



BANGKOK (+66) 2022 9190

In case of medical emergency, please contact our Asia assistance platform based in Bangkok. **We accept collect calls.**







Please always state your **policy number and member number** in all your communications with APRIL.



C > MEMBER PACK

Your Member Pack (sent by email) contains the following documents and information:

-  **Policy Documents**
-  **Terms and Conditions**
-  **Benefits Schedule**
-  **Payment Receipt**

Please make sure that you download your electronic member card on the Easy Claim app as soon as your policy starts. Your eCard displays your **emergency contacts** and will allow you to **enjoy cashless access to the medical facilities** within our network.

D > MEMBER PORTAL

Your Member Portal is available at myapril.april.asia

POLICY DOCUMENTS	INFORMATION & FORMS
Policy Guide	Medical Claim Form
	Advance Request Form
Benefits Schedule	Direct Billing List
	Emergency Assistance Program
Certificate of Insurance	Digital Services Guide



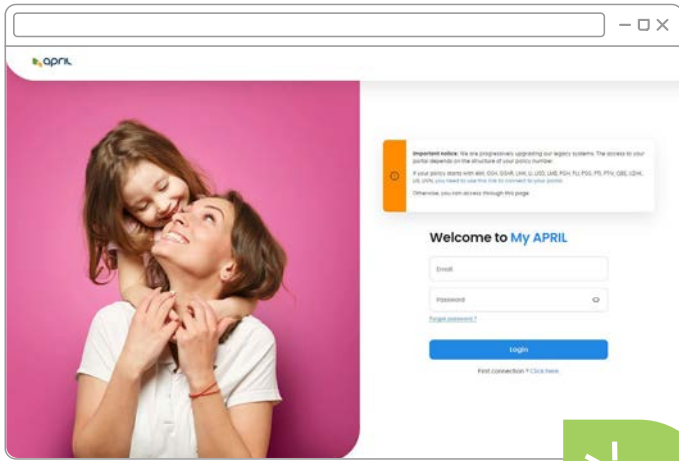
- **Access your policy documents**
- **Check your reimbursement history and explanations of benefits**



« How do I activate my account on the Member Portal? »

- 1 Check your emails: you have received an email inviting you to confirm your registration (from the address noreply@april.com). This email has been sent to the email address you indicated in your policy application.
- 2 Click on the button "Confirm" and enter the password of your choice.

That's all! You are now registered.



« What if I can't find my activation email? »

You can search your inbox for an email from noreply@april.com. Don't forget to check your junk/spam folder.

If you are unable to find it, please contact us at contact.th@april.com and we will send you a new one.

Please indicate your policy number and member number in the subject of the email.



« What if I don't remember my password ? »

Please click on "Forgot password?" below the password field, then enter your email address. A password reset link will be sent to you.



« What about my dependants? »

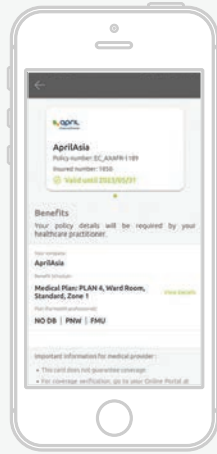
In addition to your personal information, you will be able to access your dependants' documents and claims history with the same login and password. There is only one common login access per family.

E > THE EASY CLAIM APP AND ITS FUNCTIONS

To access the Easy Claim App

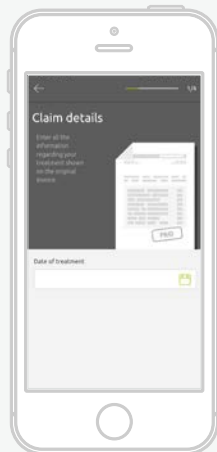
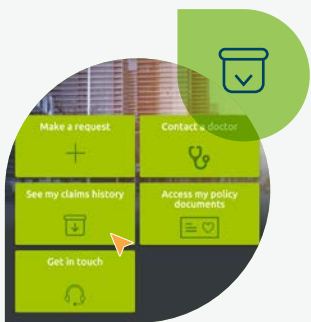
- 1 Activate your account on our [Member Portal](#)
- 2 Download the APRIL Easy Claim app on your smartphone
- 3 Launch the app and login with your email address and the password you created on the Member Portal
- 4 You will now have access to all the functions on the app!





> DOWNLOAD YOUR ELECTRONIC MEMBER CARD

If you are eligible to direct billing, you can easily access and download your electronic member card on your smartphone to enjoy cashless access to thousands of medical facilities in Thailand and across Asia. On this page, you can also display your Benefits Schedule to check what your policy covers.

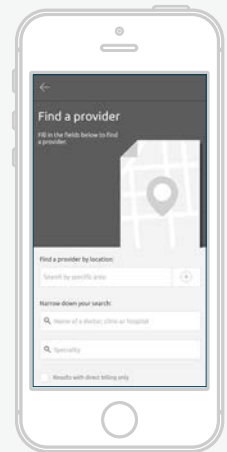


> SUBMIT AND TRACK YOUR MEDICAL CLAIMS

No matter where you are in the world, you will be able to send all your medical invoices and receipts directly on your smartphone! All you have to do is enter the information related to your claim, take a picture of your documents and send them with a simple click*.

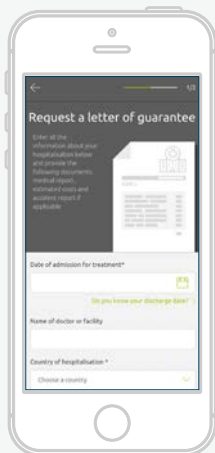
You can review all of your submitted claims in the **My Claims** section if they are still being processed or under **My Reimbursements** if your claims have been settled.

*Original documents will be required if your claim exceeds THB 10,000



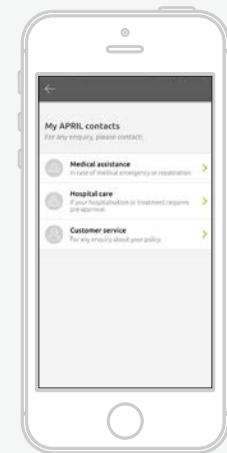
> FIND HEALTHCARE PROVIDERS IN ASIA

You can find doctors, hospitals and clinics using the GPS function of Easy Claim. This feature allows you to conduct a search by location, name or speciality and see if you are eligible for direct billing in the displayed facilities.



> SUBMIT YOUR HOSPITALISATION REQUESTS

For planned hospitalisations and surgeries, you must first obtain pre-authorization from APRIL. You can submit your request for treatment directly on the app. Once we have obtained all the necessary information, we will issue a Letter of Guarantee directly to the healthcare practitioner and will handle the payment of your medical fees.



> ACCESS YOUR APRIL CONTACTS

Any questions about your policy? Having an emergency? You will be able to find all your APRIL contacts in the **Get in touch** section.

TeleHEALTH SERVICES (Available on Easy Claim)

TeleHEALTH services are included in all policies. The number of consultations is unlimited and at no extra cost to our members. They are available in English, Thai, Mandarin, Cantonese, Bahasa, Vietnamese, French, Spanish and German.

TELECONSULTATION

If you are feeling ill or have any general health questions, you can get in touch with a licensed medical practitioner anytime, anywhere. Simply send a request on Easy Claim and a doctor will call you back within 3 hours.



Save time

You no longer need to travel and wait in a doctor's office, take time off from work or pull your kids out of school. This service is available 24/7 and you may use it after clinic hours, during public holiday or while traveling abroad.



Save money

TeleHEALTH is included in all policies, even you have a Hospitalisation & Surgery only plan. You can also enjoy free teleconsultations outside your area of cover. Last but not least, simply save on your gas, parking, taxi or MRT expenses!



No hassle

You don't need to leave home if you are feeling sick or search for a medical facility if you are in a foreign country. Many minor health issues can be self-treated at home. TeleHEALTH also allows you to limit the risks of acquiring an infection from another patient.



Insurance Asia Awards 2020

★ **Service Initiative of the Year**



SECOND MEDICAL OPINION

For more serious conditions, you can receive a free Second Medical Opinion from the best medical experts in your pathology. Through our partnership with Teladoc Health, you have access to a network of 50,000 experts to answer all your questions.

Not understanding your diagnosis? Thought of more questions since leaving your appointment or confused about the next steps for treatment?

Use our Second Medical Opinion service to receive an external and unbiased medical opinion, explore alternative treatments or simply understand your condition better.



How does it work?



01. **Send your request on Easy Claim**
02. **A dedicated doctor will call you within 24 hours and collect your medical record**
03. **Your case will be studied by the most experienced expert(s) in your pathology**
04. **A medical report will be sent to you within 10 days and your dedicated doctor will remain at your disposal to answer your questions**

IN PARTNERSHIP WITH

Teladoc
HEALTH

- › **Global leader in virtual care**
- › **43 million members worldwide**
- › **Covering more than 175 countries**
- › **90% members satisfaction**

TeleHEALTH is not an emergency service. In case of emergency, please contact our 24/7 assistance platform.

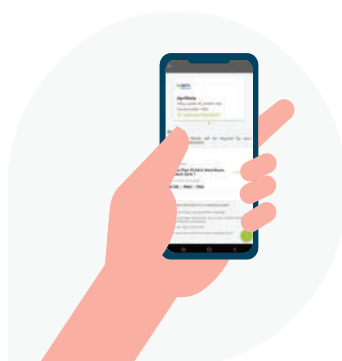
2. How to claim your outpatient expenses?

A > YOUR DIRECT BILLING SERVICES « What is Direct Billing? »

APRIL possesses an extensive network of hospitals, clinics and healthcare providers where you can enjoy direct billing services, not just in Thailand, but across Asia. Simply visit the provider of your choice within this network and show your member card at the counter. You won't have to pay anything out of your own pocket!*



SEE YOUR HEALTHCARE PROVIDER



SHOW YOUR APRIL MEMBER CARD



ENJOY DIRECT BILLING SERVICES

*Subject to Terms and Conditions and Direct Billing guidelines

● In Asia, we have two types of direct billing networks:

- › Our **General Network**, which comprises over 4,800 across Asia, including countries such as Thailand, Vietnam, Cambodia and many more. This means that you will be able to enjoy this service even when you are traveling to other countries.
- › Our **Panel Network**, which is composed of high-quality clinics among this same network, albeit in Thailand, Vietnam, Hong Kong and Singapore only.


To know which network you are entitled to use, simply check your insurance card:

- › If the code **DB** is displayed, you have access to our **General Network**.
- › If the code **PNW** is displayed, you have access to our **Panel Network**.
- › If **NO DB** is displayed, you are not eligible for direct billing services.

Outpatient Direct Billing is not available to members who have moratorium policies and will have to pay and file a claim for reimbursement.

For more information about our healthcare network, kindly visit the following link:

<https://www.april-international.com/en/services/healthcare-networks-and-direct-billing>

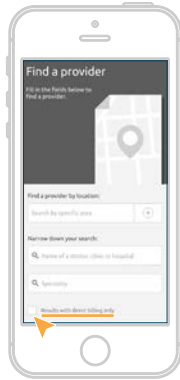




« Where can I find the APRIL direct billing list? »

Simply open your Easy Claim app and select **Find a doctor**. You will be able to display your list of medical providers by location, name and/or specialty. The label **Direct Billing** will be displayed on the facilities where you are eligible for cashless payment.

You can also find the full listing on your Member Portal. Our list is updated every month with newly added providers, so make sure you have the latest version in your hands!



« Are there some expenses or treatments that are not eligible for Direct Billing? »

- ✗ Any items that haven't been prescribed by your attending physician
- ✗ Any items that are not covered by your policy
- ✗ Routine medical examinations or check-ups and vaccinations
- ✗ Physiotherapy (unless pre-approval is granted) and complementary medicine
- ✗ Dental treatments and optical benefits
- ✗ Treatments for pre-existing conditions
- ✗ Treatments for general exclusions

Note: For treatments above USD250, your provider will request pre-authorization from us

If you are planning to receive any complex procedures such as outpatient surgery, scans, MRIs, laboratory tests, etc, please contact us at least 5 working days in advance of your visit to enable us to undertake the necessary verification and approval process (so that we can provide the treating facility with the necessary verification and approval) before your visit.


B > HOW TO SUBMIT YOUR CLAIMS FOR MEDICAL EXPENSES

If your healthcare practitioner is not part of our direct billing network or if your treatment is not eligible for direct billing, please follow these simple steps to submit your claims for medical expenses.


For medical bills **UP TO THB 10,000** (or equivalent in the local currency)




SEE YOUR HEALTHCARE PRACTITIONER



PAY FOR YOUR MEDICAL EXPENSES



SEND YOUR INVOICES VIA THE APP



GET REIMBURSED WITHIN A FEW DAYS!

Once your claim is submitted, you can track its status on Easy Claim and/or on your Member Portal. Once treated, you will receive a claim settlement email including your Explanation Of Benefits (EOB). For all electronic claims, please keep all your original documents for a period of 1 year.

For medical bills **ABOVE THB 10,000** (or the equivalent in the local currency)

If your medical expenses exceed THB 10,000, please send your original documents to

APRIL Assistance (Thailand) Co Ltd.
518/3 Maneeya Center North
10th Floor Pleonchit Road, Lumpini, Pathumwan Bangkok 10330, Thailand



C > LIST OF DOCUMENTS REQUIRED

« Which documents and information are required for claims? »

- › Diagnosis and/or symptoms requiring treatment must appear on your documents
- › Detailed invoices (including breakdown of medicine if any) and payment receipts
- › For treatment related to physiotherapy or any investigation (MRI, CT scans, blood tests, X-rays...), a **Claim Form will be required**

Please submit your claims within 90 days of treatment. We reserve the right to request a Claim Form at anytime.



D > REIMBURSEMENT PROCESS

« How are my claims reimbursed? »

- › If you have included your bank details on your Application Form, you will be reimbursed by bank transfer to that account.
- › If you have not provided any bank account information, please update your personal information by contacting us at contact.th@april.com or via your insurance broker to enable future reimbursement.

For international transfers to a foreign bank, note that your bank may charge you fees for each transaction which will be your responsibility to bear.



3. What to do in case of hospitalisation or medical emergency

A

> NON-EMERGENCY HOSPITALISATION OR TREATMENT

For any planned hospitalisation or treatment, you must request pre-approval from APRIL **5 to 15 working days** in advance according to your plan:

Submit your request on Easy Claim. Click on the Hospitalisation button, fill in the required fields and attach the relevant documents.

OR



Fill in the Advance Request Form with the help of your attending physician (downloadable on your Member Portal) including the name of the medical facility, planned admission date and full breakdown of estimated cost and send it to provider.asia@april.com



APRIL will assess your request.

If some information is missing, we will contact you or your attending physician or hospital to finalise your request, so make sure that the phone number you indicated is correct.

When your request for hospitalisation or planned treatment is approved, we will provide you with the supporting documents (written approval or Letter of Guarantee).

With APRIL, you are not obliged to consult a particular doctor or go to a particular hospital. You are free to choose your own doctor or the hospital where you want to be treated.

However, if you have a serious health problem, our experts will always look at each individual case. The local experience of our medical teams means we are able to make the best possible assessment of the treatment plans and rates offered by healthcare providers to ensure the treatments being proposed are appropriate and medically required and that they are in line with the usual and customary rates in the region.

B

> EMERGENCY HOSPITALISATION

If you need to be hospitalised urgently, please contact **APRIL Assistance (+66 2022 9190)** for immediate help. Whenever possible, please state your policy number and member number. You can also provide your member card to the hospital who will arrange to call us.



Your emergency numbers can be found on your Easy Claim app and on the back of your member card

When your request for pre-authorization or Letter of Guarantee is approved, we will provide you with the supporting documents (written approval or Letter of Guarantee).

If you are not capable of calling us before your hospitalisation, please make sure that you contact APRIL within the 24 hours following your admission to hospital or as soon as reasonably possible.



Requesting a pre-approval is compulsory. If you don't request a pre-approval, we may apply a 20% CO-INSURANCE on your medical expenses. Please refer to page 13 for the full list of treatments requiring pre-approval.



C > SPECIFIED INPATIENT PROVIDERS

Thailand policyholders may opt to enjoy a premium saving by selecting a Hospital and Surgery module with a **Specified Inpatient Providers** restriction. If you have selected this module, you may only enjoy cover under your Hospital and Surgery module in a selection of named providers.

IN THAILAND	All private hospitals except for Bumrungrad International Hospital, BNH Hospital, Bangkok International Hospital, MedPark Hospital, Bangkok Hospital Pattaya, Bangkok Hospital Chiang Mai, and Bangkok Hospital Samui			
IN HONG KONG	CUHK Medical Centre Canossa Hospital Evangel Hospital	Gleneagles Hong Kong Hospital Hong Kong Baptist Hospital Hong Kong Hospital Authority Hospitals	Precious Blood Hospital St. Paul's Hospital	St. Teresa's Hospital Union Hospital
IN SINGAPORE	Farrer Park Hospital Government Restructured Hospitals Mount Alvernia Hospital	Parkway East Hospital Thomson Medical Centre		

● Outside of Thailand, Hong Kong and Singapore

Treatment may be enjoyed at any Inpatient medical provider (with the exception of United Family, Sino United and Parkway in Mainland China) provided that the cost are:

- › Reasonable and customary
- › Less than or equal to one of the providers listed above

Any treatment received outside of the facilities listed above will be subject to 40% co-insurance.

D > YOUR MEDICAL ASSISTANCE SERVICES



In the event of an emergency, you may call our dedicated assistance hotline **24 hours a day, 365 days a year**. Medical assistance services are included in all plans regardless your level of coverage. Please refer to your **Emergency Assistance Program** available on your [Member Portal](#) for more detailed information.

Wherever you are in the world, our team will assist in transferring you to the most appropriate medical facility to receive the treatment you need and/or transport you back home after receiving your medical treatment.



APRIL Assistance
(+66) 2022 9190

Depending on your situation, we will:

- **Transfer you to the most appropriate hospital, or**
- **The hospital nearest to your home in your country of cover, or**
- **Your home residence in your country of cover.**

4. About your policy



A > I HAVE CO-INSURANCE « How does it work? »

On our outpatient plans, we offer a 20% co-insurance. Here's how the co-insurance is calculated:



When is co-insurance applied?

- › If you visit a practitioner **outside our Panel Network** (see page 8), we will apply a 20% co-insurance on your Outpatient expenses.
- › If you visit a practitioner within our Panel Network, you must present your APRIL card at the reception to benefit from cashless direct billing. In that case, we will waive the co-insurance completely.

Co-insurance will **only be applied to your outpatient expenses**. For any inpatient, maternity, dental, optical, health checkups and vaccination expenses, you will be fully covered by your plan (if you have chosen the mentioned modules).

B > I HAVE A DEDUCTIBLE « How does it work? »

A deductible is the amount you are responsible for before the insurance plan starts to pay for medical expenses. For instance, if your deductible is THB 16,375, you must pay that amount out of your own pocket before we begin covering your medical expenses. The annual deductible is per person per year and **only applies to your hospital and surgery plan**.



C > WAITING PERIODS

From the effective start date of your policy, some waiting periods are applied before we start covering your expenses. Here is the list:

- 366 days for Newborn Additions
- 300 days for Major Dental Treatment
- 366 days for Maternity Benefits
- 3 years for HIV/AIDS

Any expenses related to the treatments or procedures mentioned above which are incurred before the waiting period is over are excluded from cover and will not be reimbursed.

If you have chosen CPME underwriting, you won't have to go through additional waiting period if it has already been completed with your previous insurer.



D > GENERAL EXCLUSIONS

« *WHAT IS NOT COVERED BY MY POLICY?* »

There are certain items that your policy will not cover, which are referred to as exclusions. **Please read your Terms and Conditions carefully for the full list of general exclusions.** Here are the most common exclusions:

- ✗ Services which are not medically necessary
- ✗ Treatment which is covered by other insurance
- ✗ Cosmetic surgery and reconstructive surgery
- ✗ Sleep disorders or behavioural or developmental disorders
- ✗ Weight disorders
- ✗ Vitamins and health supplements
- ✗ Teeth whitening
- ✗ Treatment related to assisted conception, contraception, sterilisation, fertility or infertility
- ✗ All treatments related to sexually transmitted diseases
- ✗ Congenital diseases
- ✗ House calls, delivery of medicine or other items



E > TREATMENTS REQUIRING PRE-AUTHORISATION

« *In which cases do I need to request pre-approval from APRIL?* »

Some major treatments and procedures require the pre-approval of our medical team:

- Hospital Benefits (other than emergencies)
- Rehabilitation Treatment
- Surgery performed while a day-patient

You must receive APRIL's prior approval for your treatment. Please submit your treatment request on Easy Claim or fill in our [Advance Request Form](#) (available on your Member Portal) and return it to us at provider.asia@april.com.



Requesting a pre-approval is compulsory. If you don't request a pre-approval, we may apply a 20% CO-INSURANCE on your medical expenses.



F > TREATMENTS REQUIRING A REFERRAL LETTER

« *In which cases do I need a referral letter from my attending physician?* »

If you wish to visit one of the specialists listed below, you must first visit your attending physician or general practitioner who will write you a referral letter for the specific treatment. To be fully covered, you must submit a referral letter from your attending physician along with your claim.

- Physiotherapy



5. Premium payment and policy update

A > HOW CAN I PAY MY PREMIUMS?

Your premiums will be paid annually. Whether you chose to pay your premiums by cheque, bank transfer or credit card, you will receive a premium notice at each due date with details of the amount to be paid.

Your premium amount may change on the anniversary date of your plan depending on the benefits and the options you selected. Changes to your premium are not based on the level of claims you have made. In fact, our calculation is based on the overall number of claims made by the persons insured under your plan.


With healthcare costs rising every year in Thailand, we might also adjust your premiums to keep pace with medical inflation. This is in addition to any age related increase(s) which may apply to your policy.

B > HOW CAN I MAKE CHANGES TO MY PLAN?

We would be pleased to assist with making any changes to your plan. You can:

- **At renewal:**
 - › Adjust the level of your cover to suit your needs (if you choose to upgrade your benefits, you may have to go through our underwriting process)
- **Anytime throughout your policy year:**
 - › Update your address, phone number or bank details
 - › Add a dependant (newly married or newborn)
 - › Change your last name following a marriage or a divorce

To make any of these changes to your plan, please contact your insurance broker or a member of our team at contact.th@april.com. We will send you the appropriate forms to fill in and walk you through the process step by step.



C > WHAT IF I DECIDE TO MOVE TO ANOTHER COUNTRY?



You will be able to enjoy the same level of cover in your new country of residence until the end of your policy year. If your area of cover is Worldwide excluding USA or Europe and ASEAN Excluding Singapore, your medical expenses will be capped at B 1,637,500 outside your area of cover (applicable only for services rendered due to sudden illness or injury occurring within the first 30 days of any trip outside the area of cover).

After the end of your policy year, we will offer to renew your plan with a premium adjusted to your new country of residence. We offer renewals for all countries of residence, except for the USA and **warring / high risk countries**.



For more information, contact your insurance consultant :

Arranged and administered by:

APRIL Assistance (Thailand) Co Ltd.
518/3 Maneeya Center North
10th Floor Pleonchit Road, Lumpini, Pathumwan
Bangkok 10330, Thailand
Tel: +66 2022 9170
Email: contact.th@april.com

TH PG 2024/06

